

wildernschool

Student Booklet 2025

'Welcome to Year 7'

"Today is your day. Your mountain is
waiting so get on your way"

Dr Seuss

'Every Student Matters, Every Moment Counts'

Name _____

Tutor Group _____

My tutor is _____

My tutor room is _____

New Beginnings

“Isn't it nice to think that tomorrow is a new
day with no mistakes in it yet?”

— L.M. Montgomery

Contents

WELCOME TO WILDERN SCHOOL

Welcome to Wildern	2
What to do if you are worried	3
Finding your way around	4
Expectations and Routines	5
Your first day in September	6-7
Tutor groups	8
Student Services	8
Communication	9
Uniform	10-12
Prohibited items	12
A Wildern student	13
Behaviour for Learning (including our rewards and sanctions)	14-15
The school day	16
The school timetable	17
Self study	18
Wildern House Championship	19
Student Leadership	20
Wildern Colours	21
The Learning Resource Centre (LRC)	22
After school club, trips and co-curricular activities	23
People you will see at Wildern	24

Welcome to Wildern School

We are really looking forward to welcoming you to Wildern in September. You must be very excited – and a little bit nervous. The transition from primary to secondary school is a new challenge and we will support you every step of the way.

This booklet is designed to help you, and provide answers to some of the questions you may have. Please take time to read it together with your parents and keep it for future reference.

Every individual is important to us at Wildern, and we hope that you will regard it as an honour and a privilege to attend our school.

We trust that your years at Wildern will be happy and successful in every respect.

Welcome from Mrs Oakley - Headteacher

Welcome to your new school. I really hope that you enjoy your day with us today. We have lots of exciting activities for you to do; all of which we hope will support you to make new friends, look around the school site and get your bearings and also meet some of our very friendly Wildern staff.

This is the start of your next five years at school. I hope that today is the start of something very special. Our school slogan 'Every student matters, every moment counts' starts from now; whatever has happened before, the next five years are ahead of you - this is a new beginning and a fresh start! Enjoy every second!



Welcome from Mr Brookes – Director of Progress and Attainment Year 7

I would like to warmly welcome you to Wildern School and to Team Year 7. You are joining a great community within our year group and I am confident that you will be able to take on the new challenges ahead, make the most of the opportunities offered and trust in your ability to succeed. We are here to support you every step of the way.

This booklet will help to answer some of your questions and get you ready for the exciting journey ahead as you begin Year 7 at Wildern School. At Wildern we have high expectations and take great responsibility in upholding our attributes of Pride, Determination and Kindness in everything we do. Your Year 6 teachers have no doubt that you are more than capable of living up to these attributes and we can't wait to see you shine. As you start this new chapter, take a moment to reflect on your primary school experiences and get ready for a fresh exciting start at Wildern. Secondary school will offer you countless opportunities to challenge yourself, grow both individually and as part of a team and achieve great things both in and outside the classroom.



My door is always open if you have any questions and I am eager to hear about all your successes along the way!

WHAT TO DO IF YOU ARE WORRIED



Your tutor

Your tutor is someone you will see every day when you join Wildern. If you have any questions or are ever worried about anything you can talk to them.

Making Friends

Everyone worries about making friends even if they look very confident. Growing up is a time when friendships can change. It is also an opportunity to make new friends as well as keep the friends you already have.

If you want to make some new friends you could try some of these:

- smile, be friendly and show an interest in other people
- invite someone to sit next to you
- join a club in school or outside of school - it is easier to make friends if you're doing something with people who share common interests
- take things slowly - friendships can take time to develop

TRANSITION LEADERS

On Induction day you will have some of our Transition Leaders with you. They are older students who have been selected to mentor our younger students.

They will help you during transition and are always there to support students throughout the school year. If you are ever feeling lonely you can find one of our transition leaders.



ANTI-BULLYING AMBASSADORS

Bullying is the repetitive, intentional hurting of one person or group by another person or group, where the relationship involves an imbalance of power. Bullying can be physical, verbal or psychological. It can happen face-to-face or online'.

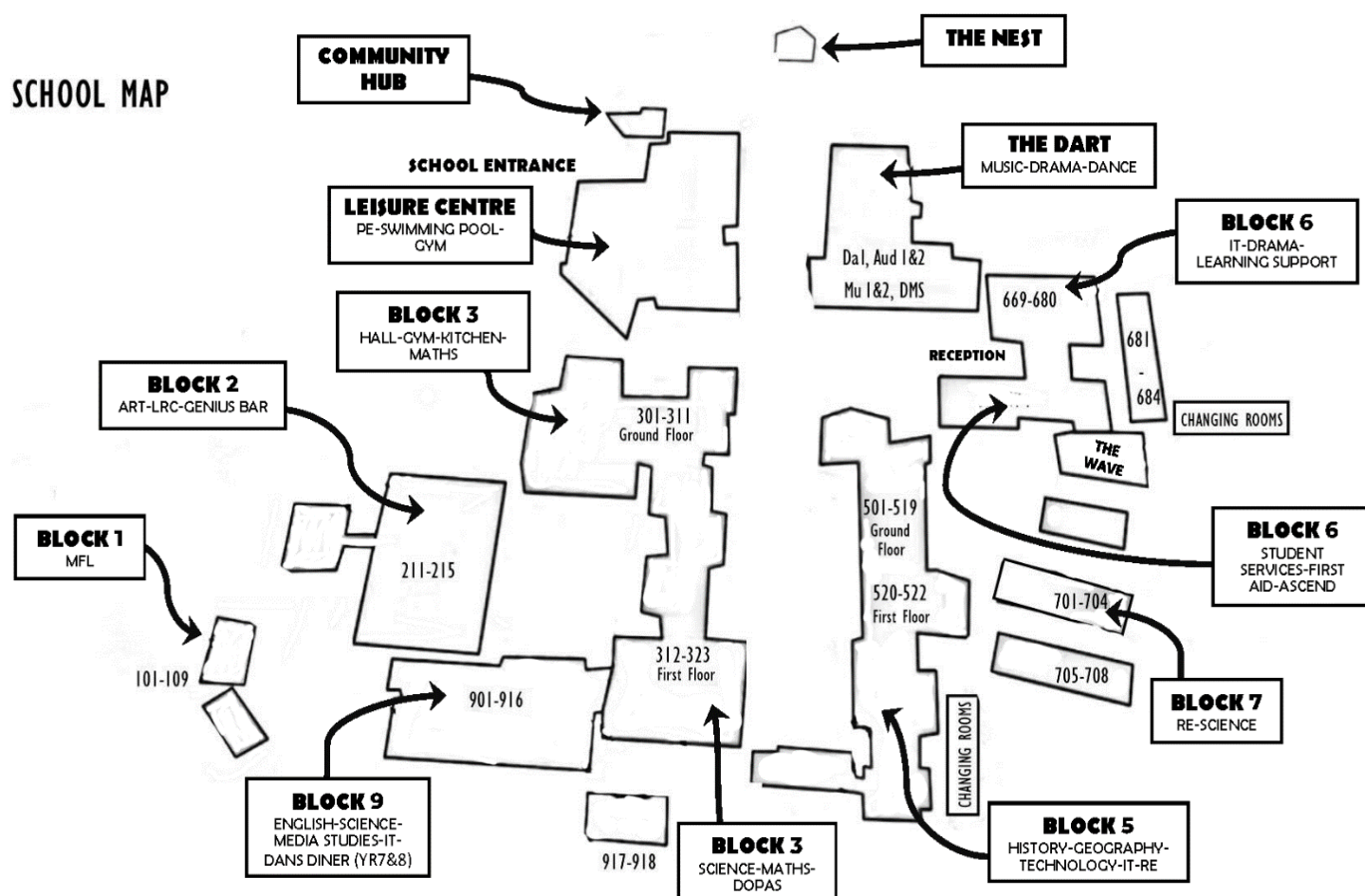
Our Anti Bullying Ambassadors are students who have undergone training from The Diana Award and are available for you to speak to. You will be able to see them leading Assemblies and encouraging you to get involved with their Anti Bullying initiatives. You can also read our Anti-Bullying Policy that was designed and written by our students!



FINDING YOUR WAY AROUND

It's normal to feel a little bit nervous about something new. You might also be feeling very excited. Remember, everyone will be feeling a similar way to you.

Here is a map of our school site don't worry, there will be lots of people in school who will help you find your way around. Your teachers will understand that it might take you a little bit longer to find your classes at the start of the year.





WILDERN SCHOOL EXPECTATIONS



**BRING YOUR PLANNER TO SCHOOL EVERY DAY.
CONSEQUENCE - AFTER SCHOOL YEAR DETENTION**

**PLANNERS REMAIN IN GOOD CONDITION AND GRAFFITI FREE
CONSEQUENCE - REPLACE PLANNER AND INCLUSION**

**EARPHONES AND MOBILE PHONES (SWITCHED OFF) AND IN BAGS
CONSEQUENCE - INCLUSION**

**ATTENDING ALL DETENTIONS
CONSEQUENCE - INCLUSION**

**BEING ON TIME FOR ALL LESSONS
CONSEQUENCE - SAME DAY AFTER SCHOOL DETENTION**

**CORRECT WILDERN UNIFORM
CONSEQUENCE - TICK IN PLANNER IF CORRECTED
INCLUSION IF THE UNIFORM CANNOT BE CORRECTED**



WILDERN EQUIPMENT EXPECTATIONS



**3 BLACK/BLUE PENS
2 GREEN PENS**

2 PENCILS

RULER

PROTRACTOR

COMPASS

CALCULATOR

RUBBER



WILDERN ROUTINES STUDENTS



**LINE UP IN SINGLE FILE SILENTLY IN THE LINING UP
AREA FOR YOUR CLASS.**

**WALK IN AND STAND SILENTLY BEHIND YOUR CHAIR.
PUT YOUR PLANNER AND EQUIPMENT ON THE TABLE.**

WHEN ASKED TO SIT DOWN, SIT DOWN SILENTLY.

**START COMPLETING THE 'DO NOW' ACTIVITY AND
ANSWER THE REGISTER.**

**IF THE DOOR IS CLOSED YOU ARE LATE AND WILL
MAKE UP THE MINUTES AT THE END OF THE DAY.**

**AT THE END OF LESSON STAND BEHIND YOUR CHAIR IN
SILENCE AND WAIT FOR YOUR TEACHER TO DISMISS YOU.**



WILDERN ASSEMBLY ROUTINE



**LINE UP SILENTLY AT YOUR ASSEMBLY
POINT IN REGISTER ORDER**

ENSURE YOUR UNIFORM IS CORRECT

**LISTEN FOR THE REGISTER AND
ANSWER YOUR NAME POLITELY**

**SWITCH YOUR MOBILE PHONE OFF AND PUT
IT INSIDE YOUR BAG WITH YOUR
EARPHONES**

**WALK INTO THE HALL IN SILENCE,
REMOVE YOUR COAT AND SIT DOWN**



YOUR FIRST DAY



**Wednesday
3rd September 2025**

ARRANGEMENTS FOR THE FIRST DAY OF TERM:

Please bring with you the equipment you will need to start your first day at school. (Over the page you will find information that guides you with this.) ***You must be in your full school uniform!***

Meet on the tennis courts as you did on Induction Day at 8:30am. You will then be taken to the hall in your Tutor Groups. It is vital that as you enter the hall you are silent; ***the Headteacher and Staff will be expecting this.***

During the first part of the morning you will spend some time getting to know each other again in your tutor groups and then you will start your induction timetable. You will be the only year group in school on the first day, which will help you to settle in and find your way around.



We are a Rights Respecting school; our older students will be more than willing to help you find your way around. There will be lots of Year 11 prefects, as well as our Transition Leaders on hand to help you settle in. All staff will also be about to assist you in any way, including helping you find your way around.



CHECKLIST FOR THE FIRST DAY

CHECKLIST	✓ TICK
Uniform (named) consisting of: Jumper Tie Skirt/trousers Shoes	
Bag (named) - strong and suitable	
Welcome Booklet	
Pencil Case (named) containing Pen Pencil Ruler Rubber Coloured pencils Sharpener Calculator	
Packed Lunch/Money	

Wildern School Calculator Recommendation

Prices approximate as of March 2024

Casio fx-991CW - £35.99



Functions

All scientific calculator functions plus:

Vectors

Equation solver

Solving Inequalities

Solving quadratics

Minimum point of quadratics

Simultaneous equations

Separate 'x' button for easy input

Calculations can be written as seen on the page

BICYCLES/SCOOTERS

Bicycles can be ridden to school but only if you have been issued with a permit, which can be obtained via the online form on the school website. If you do so we strongly advise you to wear a cycle helmet and use lights when dark. Bicycles must not be ridden on the school site. Please be considerate and respectful to our local community and ride safely to and from school. There are lots of parents and smaller Primary school children walking to school at the same time as you arriving and leaving the school site. Remember you are representing Wildern School at all times.



TUTOR GROUPS

There are 10 tutor groups of approximately 30 students in Year 7. Each tutor group has a tutor who will stay with their Year 7 tutor group until they leave in Year 11.

Your tutor will meet with you at the start of every day during registration. They will be the first person you see every morning to make sure you start your day positively. They are there to support you socially and academically. If you are ever worried or stuck, your tutor will be the first person for you to go to for help.







In tutor time you will have a different activity to complete every day. This might include, organising and checking your planner, a reading activity, or having a discussion about topical issues in our community and wider world. Once a week you and your tutor group will go to an assembly in the Hall.

Your Director of Progress and Achievement (DOPA), will work with you right through your school career.

STUDENT SERVICES

The Student Services Team

Student Services are open 8.30am-4pm

		
Ms L Duck	Miss L Fagan	
		
Miss K Langdown	Mrs J Page	Miss S Doyle

The Student Hub is there to support you with a range of issues and respond as required to situations which may occur during the course of the day.

In many instances Student Services is the initial contact prior to speaking to the Director of Progress and Achievement, who will continue to have overall responsibility for you and other students in your year group. The aim is to help parents and carers have a quicker more direct response to issues they may have until the end of Year 11.

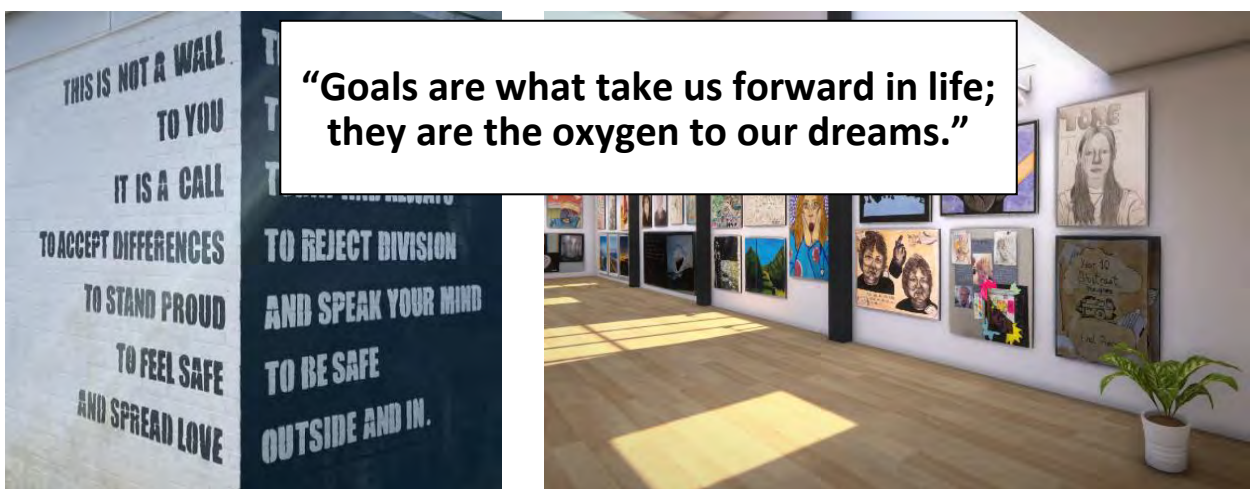
COMMUNICATION BETWEEN HOME AND SCHOOL

Your student planner: This is an important way for you, your parents and your teachers to communicate. It contains important information about the school, holds your timetable and helps us write notes home and for your parents to write notes to us. It is very important that you bring it to school every day.

Progress and Performance: The school regularly monitors your progress and collates subject and attitude information up to three times a year. This is known as WAD (Wildern Assessment Data) and is sent home as a report.

Parents' Evenings: You and your parents will be invited to meet your Tutor during the Autumn Term to discuss how you are settling in and the progress being made. There will be another Parents' Evening later in the school year to review your progress with your subject teachers.

EduLink: There will be more information to follow, so keep an eye out in September.



SCHOOL UNIFORM

This uniform list outlines what we require students to wear. Uniform is incredibly important as it supports identity, helps us safeguard our students and is good quality, hardwearing and robust.

If you are unsure about any aspect of our school uniform please contact the school for clarification, we are happy to provide advice and guidance on what is acceptable for school and would rather have a conversation before things are bought!

Please remember that we have a large quantity of good quality pre-loved uniform that can be accessed through our school uniform sales, look out for these in the Wildern Weekly!

Jumper:

Bottle Green V Neck Jumper with the School Logo.

School jumpers should be brought to school every day. Hooded jumpers (Hoodies), hooded zip-up tracksuit tops or cardigans are not permitted in school at all. Any other type of jumper is not permitted. These will be confiscated and available for collection at the end of the school day.

Trousers:

Full length plain black trousers that are not rolled up. The trousers must be identifiable as trousers, with a functional fastening at the waistband for example a zip or button.

Leggings/jeggings/jeans/tracksuit bottoms must not be worn in any circumstance as uniform.

Skirt:

Tartan skirt in the Wildern colours available from Skoolkit. Skirts should not be rolled up at the waist and should be worn between mid thigh and the knee.

Shorts:

Black knee length smart tailored shorts can be worn to school, these must be tailored shorts. They cannot be sports shorts.

Shirts:

A plain white shirt must be worn and tucked in at all times. The shirt must have a top button that is done up at all times. The shirt can be short or long sleeved. Branded short sleeve shirts may still be worn with a school tie. (Branded shirts are no longer available to purchase from Skoolkit).

School Tie:

This is clip-on and available from Skoolkit or the school finance office. These must be worn at all times.

Socks/Tights:

Socks can be plain white, grey or black. Tights must be plain black. **Socks must not be** worn over the top of tights or trousers and must be worn below the knee.

Shoes:

- Completely black (including branding/laces/soles)
- Leather/faux leather
- Polishable
- No heels or boots
- Shoes should have a closed toe

Nails:

Nail extensions are not allowed due to health and safety.

Hair:

Students with long hair should always carry hairbands. Long hair should be tied back for all subjects where practical activities take place. This includes Science/Technology/Art/Drama/Dance and PE.

Jewellery:

Any items of jewellery brought into school are the sole responsibility of the student. We do not recommend that jewellery is brought into school as any items worn would need to be removed for practical activities for health and safety reasons.

Should students choose to wear jewellery the following is allowed:

- Plain stud earrings (no hoops or drop earrings due to health and safety)
- Rings may be worn
- Bracelets may be worn
- Necklaces may be worn but must not be visible
- No nose piercings, only a clear retainer may be worn. This must be removed for practical activities

Bags:

All students must have a school bag fit for purpose which holds their pencil case, planner, school books, and packed lunch/mobile phone if they are bringing this to school.

This can be a **backpack** or **tote/satchel bag** with over the shoulder handles.

Bringing no bag or a handbag is not acceptable.

Coats:

Coats must not be worn instead of a school jumper.

Coats should be suitable for all weather conditions and be identifiable as a coat. Fleece hooded tops/ tracksuit tops/zip up hoodies/denim/leather jackets are not coats suitable for school.

Coats that will help visibility in the dark would be advisable.

Hats/Gloves:

In cold weather, hats and gloves are advisable (not caps or bucket hats).

Extreme weather uniform adaptations:

In extreme weather conditions, adaptations to the uniform will be made at the discretion of the school. This may include:

- Removal of school tie
- Students wearing their PE kit to school
- School jumpers can remain at home
- Summer hats may be worn
- Additional layers of clothing to be worn under uniform (base layers)

PE KIT

Compulsory PE Kit (These items must be worn for all PE & KS3 Dance* lessons)	PE Optional Extras (These items can be added to the compulsory kit for extra warmth/comfort)
Wildern PE Polo Shirt*	Wildern PE Tracksuit Top
Wildern PE Shorts*	Wildern PE Skort
Black Sports Leggings*	Wildern PE Rugby Shirt
Red Sports Socks/White Trainer Socks	Thermal Mid-layers (Skins, Base layers, Vests)

Appropriate Sports Trainers (Plimsolls, Vans, Converse are not acceptable footwear)	Studded Boots (For outdoor activities ONLY)
Note: 'Air Force 1' style shoes are not designed to be an athletic shoe and should not be worn for PE activities due to their weight, lack of support and inflexibility in the sole	Gumshield (Hockey & Rugby)

Specialist Activity PE Kit

OUTDOOR PE: Students are encouraged to bring a towel for all outdoor PE lessons.

SWIMMING: Dark coloured swimming shorts/one piece swimming costume and towel.

All students must have sports trainers, not fashion trainers.

Students attending co-curricular sporting and dance activities will be expected to meet the same kit standards as detailed above for all sessions.



PROHIBITED / BANNED ITEMS

The following items are not allowed in school:

- Vapes or e-cigarettes
- Knives and other weapons, or items carried with intent to use as weapons
- Drugs (other than prescription medication that is kept with first aid by arrangement)
- Drug paraphernalia
- Aerosol sprays
- Tippex and solvents
- Chewing gum
- Canned Drinks, Energy Drinks, including Lucozade
- Cigarettes, tobacco and other smoking paraphernalia
- Students are also advised not to bring cash or valuable possessions into school, as we cannot accept responsibility for loss or damage.
- Mobile Phones, iPads, MP3 Player, headphones and airpods should not be visible. Such equipment, if brought into school, should be kept switched off and in the students' school bag. If such equipment is used without permission or it is seen around the school site during break times and lunch times, it will be confiscated and if a repeat offence, parents or carers will be required to collect the item from reception.

A WILDERN STUDENT

At Wildern Every Student Matters and Every Opportunity counts.

Success happens when we are all committed to doing the best we can to support each other. We have 6 attributes that we believe help all of our students to be successful in the classroom and beyond it: Pride, Curiosity, Determination, Respect, Reflection and Kindness



Pride



Curiosity



Determination



Respect



Reflection



Kindness

**Willing to
Learn?**

**YES I
AM!**

**Ready to
Work?**



- Keen to do my very best.
- Take pride in all my work.
- Being considerate to others.
- Not afraid of taking risks by asking questions and volunteering answers.
- Find out how to improve.
- Being an active participator in my lessons.
- Able to transfer skills and ideas from one subject to another.

- Bring all the right equipment.
- Come into the room calmly and sensibly.
- Arrive promptly to my lessons.
- Listen and respect others opinion.
- Pay attention when the teacher is talking.
- Be prepared to answer questions.



Rights and Respect (R&R): Wildern is a UNICEF accredited Rights Respecting School. Rights, respect and responsibility go hand in hand and this message is clearly demonstrated throughout all of school life.

BEHAVIOUR FOR LEARNING

At Wildern we expect all our students to behave in a way that contributes to great learning.


Our Expectations

- Wear your uniform neatly and with pride
- Walk quietly, with purpose and without stopping
- Respect our classrooms, corridors and spaces to put your rubbish in the bin
- Only eat and drink in designated areas
- Queue respectfully at break and lunch times and before your lessons
- Speak respectfully to staff and to each other
- Mobile phones are not allowed to be seen or heard during the school day
- Headphones should not be visible
- Use break times wisely to go to the toilet, get water and eat

Make sure you are ready for learning

Important equipment you will need every day:

Planner	Pencil
Exercise book for each lesson	Ruler
Blue or Black pen (and a spare!)	Eraser
Green pen	Sharpener



Mobile phones

Mobile phones are not allowed to be seen or heard during the school day (between 8.30am and 3pm).



Students are expected to put away all electrical devices and accessories (including headphones and air pods). If they are seen by any member of staff they will be confiscated and stored in the main office until the end of the school day and a negative Eref will be given.

If the opportunity arises under the guidance of staff, your phone can be used and you will be permitted to take them out during the lesson.

BEHAVIOUR FOR LEARNING

Rewards	Sanctions
<p>Positive (Gold/Green) Erefs are awarded for excellent work and contribution to the school.</p> <p>Your overall Eref points total will be added up throughout the year and gives you an opportunity to win awards.</p>	<p>You can also receive negative Erefs (Amber/Red/Purple) should you act in a manner not expected by the school, the Eref will always be followed up with a sanction.</p> <p>Students are given warnings prior to a sanction happening. This is your chance to recognise your mistake and strive to change the behaviour.</p>
<p>Praise postcards sent to you by your teacher, tutor or DOPA.</p>	<p>Detentions:</p> <p>Detentions can be set by any member of staff. The length and time of the detention will be determined by the incident. Failure to attend a detention will result in an escalation of the sanction.</p> <p>If you are late to school without a valid reason you will be placed in a Lates Detention.</p>
<p>Celebrations during assemblies will happen throughout the year</p>	<p>Phone call home. Parent meeting.</p> <p>As a school we believe that working in partnership brings about positive change.</p>
<p>Awards and celebration evenings (eg Colours)</p> <p>100% Attendance Rewards</p>	<p>Serious incidents around school are dealt with on a case by case basis, and could result in an internal suspension, external suspension or permanent suspension.</p>

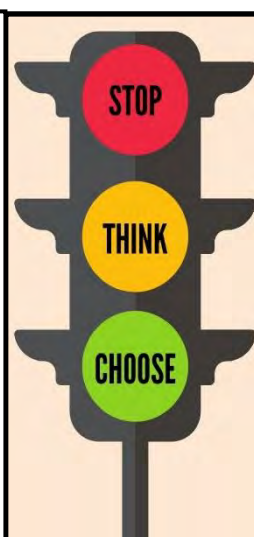
How to respond to a warning

Helpful ways to respond to a warning

- Be silent and continue to learn
- Say, "Okay" or "I'm sorry" then continue with your work

Own your mistake

When we make a mistake or bad choice, we should admit our mistake, move forwards and strive to be better.



THE SCHOOL DAY: Every Day Matters, Every Lesson Counts

The school day begins at **8.30am** and is divided into 5 teaching periods of 60 minutes with registration and tutor time in the morning.

It is very important that you are in your tutor room on time.

The day is divided up like this:

08.25am	Arrive at School – bell rings to tell you to go to tutor
08.30 - 09.00	Tutor or Assembly
09.00 - 10.00	Lesson 1
10.00 - 11.00	Lesson 2
11.00 - 11.30	Break
11.30 - 12.30	Lesson 3
12.30 - 1.30	Lesson 4
1.30 - 2.00	Lunch
2.00 - 3.00	Lesson 5
3.00pm	End of School Day for all Students



The LRC (Learning Resource Centre) is open before and after school each day and we provide an extensive range of clubs and activities for all students to attend. You can find more information in this pack.

BREAK AND LUNCHTIME ARRANGEMENTS:

The school provides an extensive range of food, which is sold in several locations around the school. You can buy a range of hot and cold food. All students must eat in the set areas.

As we have a large school and there are 1,800 students and staff walking around during the break times, it is very important that you walk at all times. Sports and running games can take place on the allocated area for each year group, Year 7 & 8 - courts, Year 9 & 10 - Astro and Year 11- MUGA, which are open every break and lunch time.



During breaks there will be people to support you and guide you. These will be prefects and school staff. School staff will be in green visibility jackets. If you require any help please see one of them straight away.



THE TIMETABLE

A timetable helps you know where you should be and when.

The school week consists of 25 lessons. Each one is an hour in length. The timetable will run over two weeks and will tell you your lessons for those two weeks. You will notice that not all lessons are the same in both weeks, so read it carefully.

For each lesson the timetable tells you the subject you will study, the room you will be in and the teacher you will have.

This is what a timetable looks like. **(This is only an example.)**

	1Mon	1Tue	1Wed	1Thu	1Fri	
Reg	Tg MEB 507	Tg MEB 507	El MEB 507	El MEB 507	Tg MEB 507	Teacher
1	Ma AIN 682	Pe DCM	Hi ELE 516	Sp VSS 672	Pe DCM	
2	En PAL 109	Mu JOR Digital	Ma AIN 682	Sc MRB 917	Hi ELE 516	Subject
3	Ge KTM 708	Ma AIN 682	En PAL 109	Ma AIN 682	Fd NLM 513	
4	Dr KSH AU1	Sc MRB 917	Ra RKB 706	En PAL 109	En PAL 104	Room
5	Sp VSS 672	Ar LMG 215	Pe DCM	It MDK 521	Ma AIN 682	
6						

	2Mon	2Tue	2Wed	2Thu	2Fri	
Reg	Tg MEB 507	Tg MEB 507	El MEB 507	El MEB 507	Tg MEB 507	
1	En PAL 109	En PAL 109	Hi KRD 517	Ge KTM 708	It MDK 211	
2	Sp VSS 672	Ma AIN 682	Da LHG DA 1	Dr KSH AU1	En LVA Library	
3	Mu JOR MU1	Ar LMG 215	Pe DCM	El MEB 507	Sc MRB 917	
4	Sc MRB 917	Ra RAB 501	Ge KTM 708	Sp VSS 672	Pe DCM	
5	Ma AIN 682	De AMO 510	Sc MRB 917	En LVA 109	Ma SJM 322	
6						

AIN: Mrs A I Napier
 AMO: Miss A-M Overend
 DCM: Mr D C Martin
 ELE: Ms L M M Elliott
 JOR: Mr J Robbins
 KRD: Miss K R Dellow

MDK: Mr M D Knight
 MEB: Miss M Buckle
 MRB: Miss M R Barton
 NLM: Miss N L Meffen
 PAL: Ms P A Langford
 RAB: Mrs R A Burton

SELF-STUDY

Self-study is set frequently with a weekly or fortnightly deadline. In Year 7 and 8 tasks set should take up to 30 minutes to complete per subject area.

Here are some examples of potential self-study tasks at KS3:

- Google Quiz
- Vocabulary Learning
- Extended Reading with Comprehension Questions
- Kahoot
- Quizlet
- Practice papers (Self Marking)

Self-study tasks are designed to extend your learning beyond the classroom, encourage independent learning and develop the Wildern Attributes. (Determination, Curiosity, Pride, Reflection, Respect and Kindness.) You will be expected to complete self-study tasks and meet deadlines.

Subjects will be introduced throughout the year of Year 7 to ensure you don't feel overwhelmed and have time to adjust to independent study.

September	English, Maths, ICT, Science and MFL vocabulary
December	MFL, Art, Music, Dance and Drama
February	History, Geography, RE and Technology

All Self-study tasks will be recorded in your planner but you may also have additional information on Google Classroom. You will be taught how to find the tasks on Google Classroom. If you do not have access to a computer at home you can book and use computers in the LRC where paper will be provided if you need to print.

WILDERN HOUSE CHAMPIONSHIP

The Wildern House Championship is a whole school competition that runs all year from the first day of term in September all the way through to July. The Championship is spread across all year groups, with 2 tutor groups from each year per house. Students stay with their house for the duration of their time at Wildern.

The House Championship is designed to allow all students of all abilities, aptitude and talent to participate in events across the year. Every member of the school is part of a house, including staff (except Headteacher and House Championship Coordinator), which aims to build a community spirit with opportunity for all to participate individually and part of a team. Every house has two house captains who are role models and leaders amongst their peers to help support and run house events. House events are run as stand alone events, as well as within lessons across all subjects and as part of all the school charity events.



There are currently 6 houses in total. Year 7 & 8 have 5 houses.

ALBA	BEDFORD	DRISCOLL	JUBILEE	PAXTON	SOVEREIGN
(Orange)	(Green)	(Yellow)	(Purple)	(Blue)	(Red)

Points

Points are earned through student attendance, e-refs and points from House events. The house with the most points at the end of the year wins the House Championship trophy and gets to enjoy a celebration lunch

E.Ref colour	Points
GOLD	4
GREEN	2
AMBER	-1
RED	-2
PURPLE	-4

Half Termly Attendance	Points
100% Term	4
100% Year	10 (Bonus)

Calendar Event Points

Bronze: 100, 70, 50, 30, 20, 10
 Silver: 200, 140, 100, 60, 40, 20
 Gold: 400, 280, 200, 120, 80, 40

STUDENT LEADERSHIP

At Wildern we feel that all students should have a chance to have a say about their school environment and most importantly the learning in the lesson. Student voice is very important to us at Wildern. There are lots of ways for you to get involved in our community and have your say about what happens in our school.

Here are some of the ways you can become involved in Student Leadership at Wildern.

Head Student Team

Lead the Prefect teams, organise rotas and team involvement in events, regularly meet the Headteacher, attend special events, carry out duties.



Senior Prefects Play a significant role in one of the key areas of impact, attend Senior Prefect team meetings, lead on special events like Parents evening or Induction evening and carry out specific duties

Key Areas of Impact

Focus Groups

Year 7-8 Queue Duties

Charity

LRC

Prefects Play a role in one of the key areas of impact, support events like Induction Day and Awards Evening, carry out duties.

Department Support

Education for Life

Learning Support

Prefect Points

Student Leaders (Curriculum)

Focus Groups

All students can attend a weekly Focus group during break time. Members from each Focus group to represent their group at termly meetings.

- RRC/kindness Leaders
- Mindset builders
- Eco Leaders
- EdTech Leaders
- Careers Leaders
- #wearewildernleaders

Learning Leaders

- Year 8 students can apply to be a Learning Leader to observe teaching and learning across the school
- Learning Leaders to assist with school strategies e.g. the Wildern Attributes
- Learning Leaders can also be used to assist department development, e.g. Language Leaders.

Transition Leaders

- Year 8: Transition leaders for Year 7 students to assist with tutor time activities and Induction Day
- Years 9 & 10: Transition Leaders to support students in lower years
- Parent tours

School Leaders

- Students to be ambassadors for the school e.g. providing school tours
- Representing the school at community events e.g. The Big Clean

'Every Student Matters, Every Voice Counts.'

There are other aspects of student leadership that all students have the opportunity to be a part of Department and Year team; House Captains; Anti-bullying Ambassadors; student as evaluators; being tour guides to visitors; getting involved in school events such as the Big Clean; being on interview panels.



WILDERN COLOURS

Wildern colours is an opportunity for students to be recognised for their hard work and determination in both PE and Creative Arts.

Half colours will be awarded to those students who have made a commitment to these areas over two years. Full colours will be achieved after 4 years.

A celebration event will be hosted at the end of each year where these badges (half colours) and tie (full colours) will be awarded.



For more information on how these can be obtained students should see their Creative and Media and/or PE teacher.



LEARNING RESOURCE CENTRE (LRC)



What goes on in the LRC?

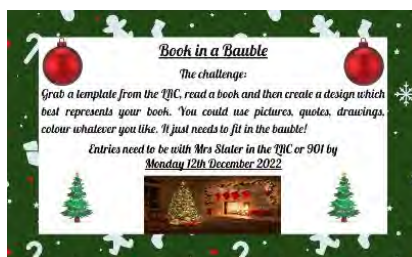
The LRC is a great place for you to take out a book, complete homework, work on group projects and read. The LRC is a quiet and enjoyable place to spend your time.



We are open at both breaks, before and after school.

There are several computers in the LRC and everyone has access to these.

We have many quizzes and competitions that earn positive Erefs and house points, throughout the year; these include, Haunting Hooks, Book in a Bauble, Choose Your Own Adventure, Beautiful Book Reviews and many more.



We have a reading Challenge called Millionaire Readers, you will be told all about this, and given your record chart, in your 1st Library Lesson.



Mrs Searle, LRC Manager
Student Librarian Team,
led by Year 11 Prefect
Librarians



CO-CURRICULAR ACTIVITIES



School Trips

At Wildern, we believe that students gain valuable learning experiences, from going on cultural visits overseas to visiting local points of interest and participating in local community projects.

We believe that educational visits and out-of-school teaching can bring learning to life by deepening our young people's understanding of the environment, history and culture and improving their personal development. Therefore, we are always seeking to bring the world into the classroom and take our students beyond it.

The school offers an outstanding range of opportunities for students to extend their interests outside the classroom.

You can find out more about the planned trips we have for the next academic year in the School Trips area of the Wildern School website.

Clubs:

We are very proud of all of the clubs we have on offer at Wildern. Joining a school club is a great way to meet new people, learn new skills and represent our school. You will be able to find out more about all of our co-curricular clubs and activities through your tutors when you start in September.

Below is an example of some of the activities that will be available



PEOPLE YOU WILL SEE



Mrs C Oakley
Headteacher



Mr M Chance
Deputy
Headteacher



Mrs N Cowan
Deputy
Headteacher



Miss H Jones
Deputy
Headteacher




Mrs A Warner
Assistant
Headteacher



Mrs K Thomas
Assistant
Headteacher



Mr M Knight
Assistant
Headteacher



Mr R Brookes
DOPA



Mx G Kemp
ADOPA
24



Miss R Thomas
Receptionist



Charities Supported by Wildern School

We take pride in our community. Across the year we raise money for a number of International, National and local charities, building on our responsibilities as a Rights Respecting School.



Rotary Shoebox Scheme

"Spreading a little Happiness"



Local Charities

- Wessex Cancer Trust
- Southampton City Mission



National Charities

- Rotary Shoe Box Appeal
- Cancer Research



International Charities

- Save the Children
- WWF
- Christian Aid



WESSEX
CANCER TRUST

Wildern School

Wildern Lane, Hedge End,
Southampton SO30 4EJ

Telephone: 01489 783473
website: www.wildern.org
email: wildern@wildern.org



Save the Children

Partnering
with the
National Centre
for Excellence in the
Teaching of Mathematics
www.ncetm.org.uk



Healthy Schools



arts colleges



**RIGHTS
RESPECTING
SCHOOLS**
unicef
UNITED KINGDOM
GOLD - RIGHTS RESPECTING

360
degree safe
**ACCREDITED
SAFER
ONLINE**



**Artsmark
Platinum Award**
Awarded by Arts
Council England



EdTech Demonstrator
Schools and Colleges Programme

**ICT MARK
ACCREDITED**
NEXT GENERATION
LEARNING