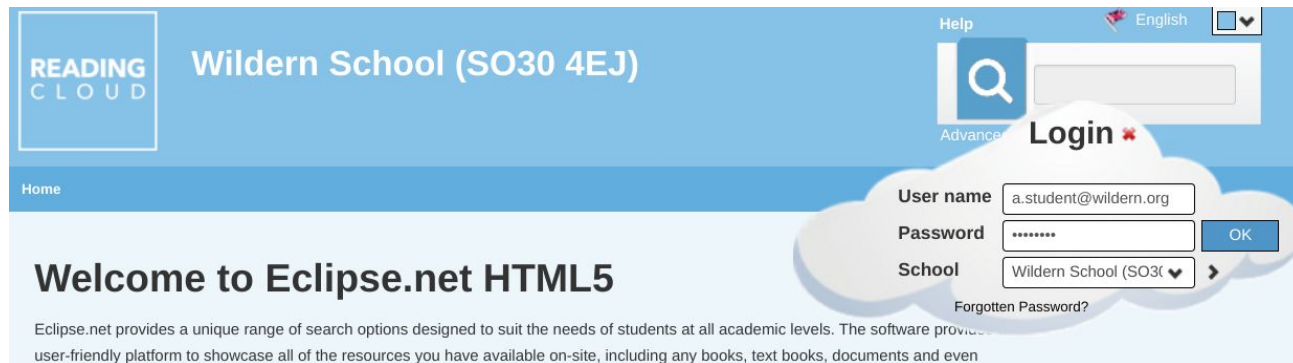





You can reserve books online and collect from the LRC!

1. Login to our LRC website
2. Search for the book
3. Click Reserve
4. Collect from the LRC



How to Guide has been emailed to all students, tutors and parents. Search 'LRC Click and Collect' in your inbox

Looking for a recommendation? Check out our **weekly tutor slides, posters in each tutor room AND** our Wildern LRC **Google Classroom!** Class code setmvmq





How to use the LRC - Break times

Students can use the LRC at both Break times to:

- Collect books they have reserved online
- Return books
- Purchase stationery

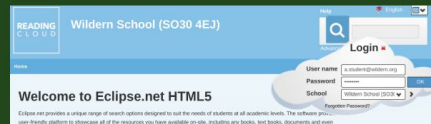


- Enter through the main doors in Block 2
- Wait patiently and with a distance from other students
- Keep your bag with you
- Sanitise your hands
- You will be served at the main desk
- Leave through the fire exit

WILDERN LRC

**CLICK AND
COLLECT**

RESERVE BOOKS ON THE
LIBRARY WEBSITE



COLLECT FROM THE LRC AT
BREAKTIMES



How to use the LRC - Lessons & After School



- Enter through the main doors in Block 2
- Wait patiently and with a distance from other students
- Keep your bag with you
- Sanitise your hands
- You will be served at the main desk
- Leave through the fire exit

Year 7 & 8 Library Lessons

- Please queue outside the LRC, then enter with your teacher.
- You will be assigned a seat.
- Students can return and borrow books in these lessons, but not browse the shelves.

After School

The LRC will be open after school for silent study until 4pm. You will be asked to sign in and sit at an assigned seat. There will be a limited number of spaces.